

# Questionnaire | Specification Data

## Inductive Power Transfer – IPT®



### Customer Data

Company: \_\_\_\_\_ Customer-No.: \_\_\_\_\_  
 Address: \_\_\_\_\_  
 Contact person: \_\_\_\_\_  
 Phone: \_\_\_\_\_ Fax: \_\_\_\_\_ E-Mail: \_\_\_\_\_




### Reference Data

Project name / Reference: \_\_\_\_\_  
 Project schedule: Delivery: \_\_\_\_\_ **If a detailed time schedule is available, please attach**

### Application

- |                                                                    |                                                         |
|--------------------------------------------------------------------|---------------------------------------------------------|
| <input type="checkbox"/> Amusement Ride                            | <input type="checkbox"/> Electric Monorail System (EMS) |
| <input type="checkbox"/> Automated Guided Vehicle (AGV)            | <input type="checkbox"/> Skillet System                 |
| <input type="checkbox"/> Elevator                                  | <input type="checkbox"/> Sorter                         |
| <input type="checkbox"/> Transfer car or Rail Guided Vehicle (RGV) | <input type="checkbox"/> Other (please specify) _____   |

### Possible Arrangement / Integration

-  **Floor system**  
(cables in the ground, flat pickup)  
Please specify floor quality \_\_\_\_\_
-  **Floor system**  
(cables on floor, flat pickup)  
Please specify floor quality \_\_\_\_\_
-  **Rail system**  
(cable holders, E-shaped pickup)  
Please add drawing of track profile and arrangement

### System Layout

- Total length of system [m]: \_\_\_\_\_
- Number of independently powered segments (e.g. for maintenance area): \_\_\_\_\_
- Number of switches, if any: \_\_\_\_\_
- Number of lifts (applicable only for EMS): \_\_\_\_\_
- Safety zones in front of switches or lifts (applicable only for EMS):  Yes  No

**Please specify separately if there are multiple segments / E-Stop zones. Please add a system layout or sketch (pdf, dwg, dxf) with marked locations for cabinets if available**

### Power requirements of a single vehicle

Continuous power per vehicle [kW]: \_\_\_\_\_  
 Peak power per vehicle [kW]: \_\_\_\_\_  
 Duty cycle [%]: \_\_\_\_\_  
 Speed of vehicle [m/s]: \_\_\_\_\_  
 Type of on board consumers:  
 Control (PLC) + Sensors      Power demand max. [kW]: \_\_\_\_\_  
 Electric rotary drive      Power demand max. [kW]: \_\_\_\_\_  
 Lift and other auxiliary drives      Power demand max. [kW]: \_\_\_\_\_  
 Others (please specify):      Power demand max. [kW]: \_\_\_\_\_

**Please add a sketch of the load profile if available**

### Vehicle Dimensions and distribution of vehicles

- Length x Width x Height [mm]: \_\_\_\_\_
  - Weight [kg]: \_\_\_\_\_
- If there are defined locations for IPT® components please add drawings**
- Number of vehicles in total on system: \_\_\_\_\_
  - Max. number of vehicles allowed per segment/E-Stop zone: \_\_\_\_\_
  - Utilisation factor (simultaneous driving of vehicles) [%]: \_\_\_\_\_
  - Desired output voltage on vehicle:  
 560 V DC       24 V DC at: \_\_\_\_\_ [A]  
 Other (please specify): \_\_\_\_\_

### Mains voltage

- 3x 400 V AC, 50 Hz + PE       Other (please specify)
- 3x 415 V AC, 50 Hz + PE       voltage tolerance if > 10%: \_\_\_\_\_
- 3x 480 V AC 60 Hz + PE

# Questionnaire | Specification Data

## Inductive Power Transfer – IPT®



### Operating time of the system

- Operation cycles per hour: \_\_\_\_\_  
\_\_\_\_\_
- Hours per day: \_\_\_\_\_
- Days per month: \_\_\_\_\_
- Months per year: \_\_\_\_\_

### Environmental conditions

- Temperature range [°C]: \_\_\_\_\_
- Relative humidity range [%]: \_\_\_\_\_
- Indoor  Outdoor
- Special conditions (e.g. chemicals, water, dust etc.): \_\_\_\_\_

### Metals in close proximity

IPT® is an inductive system producing a magnetic field. Therefore an area free of metals, especially ferro-magnetic materials around the IPT® cables should be maintained.

Material of floor, reinforcements, etc., rails: \_\_\_\_\_

### Type of vehicle guidance desired (if applicable)

- Rail guided
- Slot guided
- Inductively guided (iDAT Guidance)
- Other (please specify): \_\_\_\_\_  
Tolerances while driving: \_\_\_\_\_

### Type of vehicle positioning (if applicable)

- Transponders (provided by \_\_\_\_\_)
- Bar code positioning (provided by \_\_\_\_\_)
- Inductive positioning [iDAT Position] (by Conductix-Wampfler)
- Other (please specify): \_\_\_\_\_

### Data communication (if applicable)

Which type of data communication is considered?

- Wireless LAN (provided by \_\_\_\_\_)
- Radio (provided by \_\_\_\_\_)
- Infrared (provided by \_\_\_\_\_)
- Other services (\_\_\_\_\_)

If not, is inductive data communication (iDAT) desired?

- Data rate [kbps]: \_\_\_\_\_
- Interface RS232
- Interface RS485
- Type of field bus: \_\_\_\_\_

### Services desired

- Technical Advisory
- Installation by Conductix-Wampfler
- Commissioning by Conductix-Wampfler
- Quotation
- Supervision of third party installation
- Operator Training by Conductix-Wampfler
- Documentation
- Other (please specify): \_\_\_\_\_

- Specific regulations/standards/rules to consider? \_\_\_\_\_
- Installation equipment provided? \_\_\_\_\_
- Installation equipment to quote beyond IPT®-specific equipment? \_\_\_\_\_
- Unhindered access to installation site is:  given  not given, because of: \_\_\_\_\_
- Packaging requirements: \_\_\_\_\_
- Comments: \_\_\_\_\_  
\_\_\_\_\_  
\_\_\_\_\_  
\_\_\_\_\_  
\_\_\_\_\_